

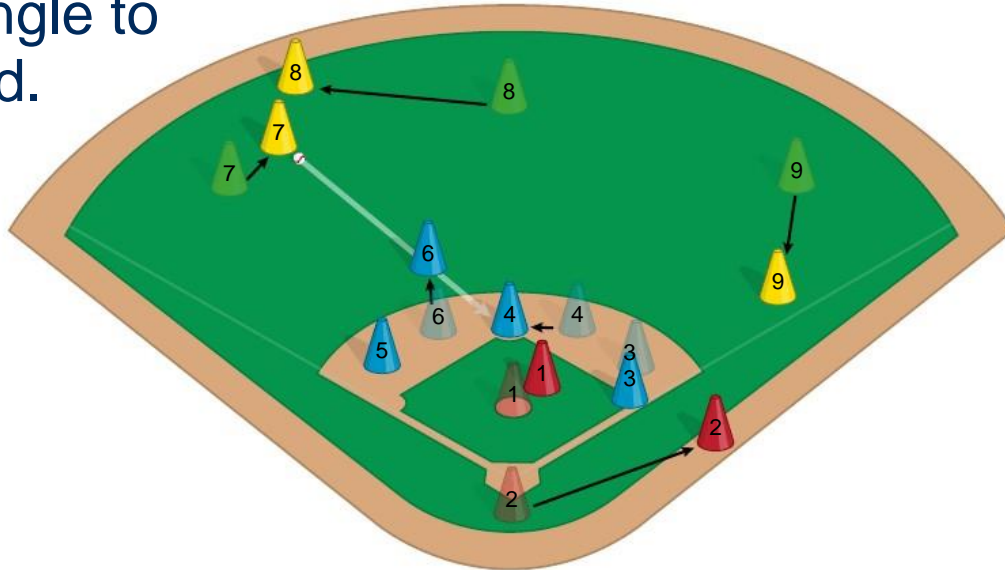


AUSTRALIAN BASEBALL

NATIONAL Playbook



No one on Base. Short single to Left Field.



BATTERY KEY POINTS

- 1 PITCHER** Move into a backup position behind second base. Do not get in base runner's way.
- 2 CATCHER** Move into position to back up first baseman. Be ready to cover first if first baseman leaves the bag to back up an over throw.

INFIELD KEY POINTS

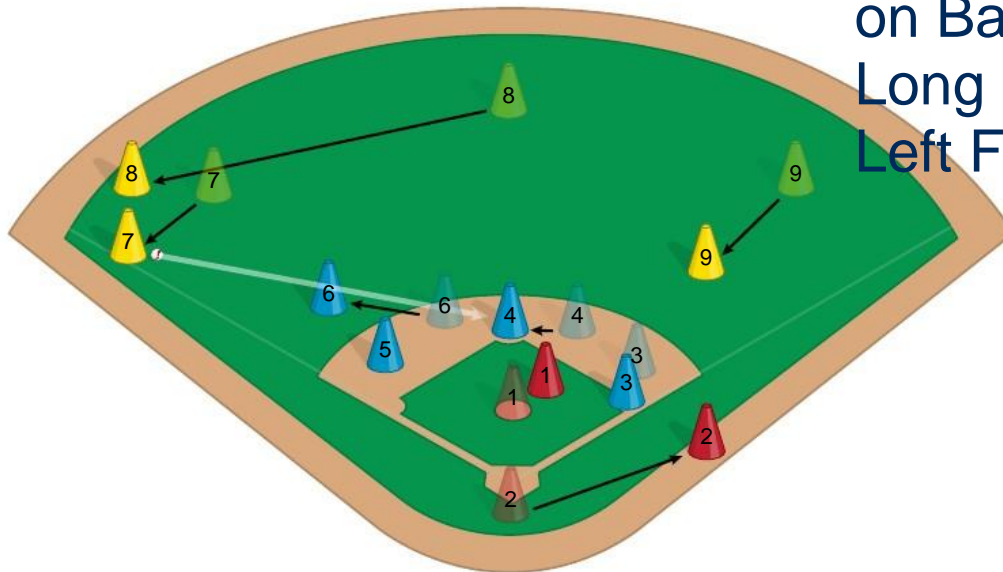
- 3 FIRST BASEMAN** See base runner touch first base. Cover first, and be ready to field an overthrow by left fielder.
- 4 SECOND BASEMAN** Cover second base.
- 5 THIRD BASEMAN** Remain in the area of third base. Be ready for possible deflection
- 6 SHORTSTOP** Move into position to be the cutoff man to second base. Assume the base runner will attempt to go to second.

OUTFIELD KEY POINTS

- 7 LEFT FIELDER** Get to the ball quickly. Field it cleanly, read the way the play is evolving and either get the ball to the cutoff man or make a firm one-hop throw to second base.
- 8 CENTRE FIELDER** Back up left fielder.
- 9 RIGHT FIELDER** Move into back up position behind second base. Give yourself enough room to field an overthrow.



No one
on Base.
Long single to
Left Field.



BATTERY KEY POINTS

- 1 PITCHER** Move into a backup position behind second base. Do not get in base runner's way.
- 2 CATCHER** Move into position to back up first baseman. Be ready to cover first if first baseman leaves the bag to back up an over throw.

INFIELD KEY POINTS

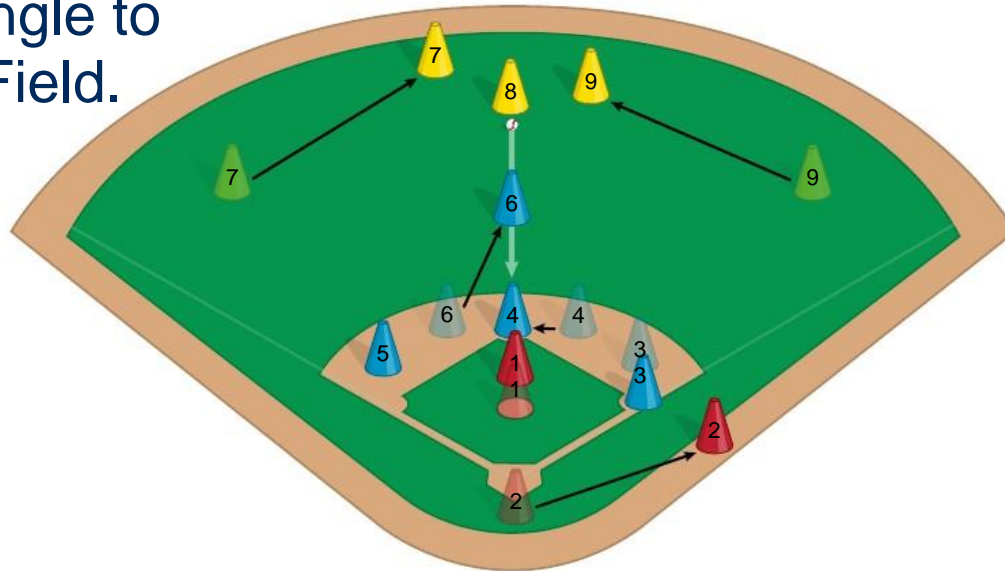
- 3 FIRST BASEMAN** See base runner touch first base. Cover first, and be ready to field an over throw by left fielder.
- 4 SECOND BASEMAN** Cover second base.
- 5 THIRD BASEMAN** Remain in the area of third base. Be ready for possible deflection.
- 6 SHORTSTOP** Move into position to be the cutoff man to second base. Assume the base runner will attempt to go to second.

OUTFIELD KEY POINTS

- 7 LEFT FIELDER** Get to the ball quickly. Field it cleanly and make a flat one-hop throw all the way to second base.
- 8 CENTRE FIELDER** Back up left fielder.
- 9 RIGHT FIELDER** Move into back up position behind second base. Give yourself enough room to field an overthrow.



No one on Base. Short single to Centre Field.



BATTERY KEY POINTS

- 1 PITCHER** Move into back up position between the mound and second base.
- 2 CATCHER** Move into position to back up first baseman. Back up first baseman. Be ready for the middle infielders to throw behind the base runner at first, and also to get back to home once base runner is clearly safe at second base.

INFIELD KEY POINTS

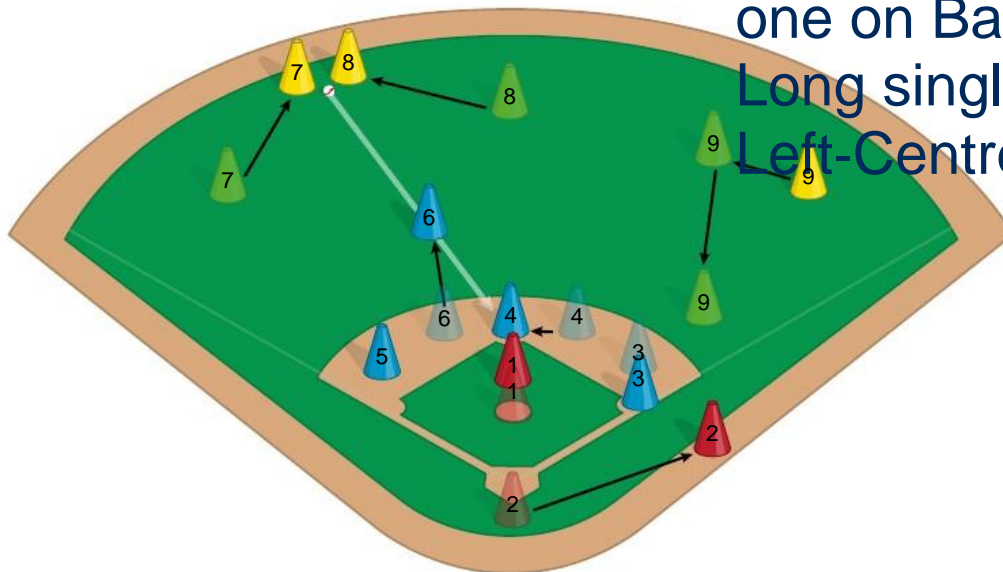
- 3 FIRST BASEMAN** See base runner touch first base. Cover first base.
- 4 SECOND BASEMAN** Cover second base.
- 5 THIRD BASEMAN** Remain in the area of third base. Be ready for possible deflection.
- 6 SHORTSTOP** Move into position to be the cutoff man to second base.

OUTFIELD KEY POINTS

- 7 LEFT FIELDER** Back up centre fielder.
- 8 CENTRE FIELDER** Get to the ball quickly. Field it cleanly, read the way the play is evolving and either get the ball to the cutoff man or make a firm one-hop throw to second base.
- 9 RIGHT FIELDER** Back up centre fielder.



one on Base.
Long single to
Left-Centre Field.



BATTERY KEY POINTS

- 1 PITCHER** Move into back up position between the mound and second base.
- 2 CATCHER** Move into position to back up first baseman. Back up first baseman. Be ready for the middle infielders to throw behind the base runner at first, and also to get back to home once base runner is clearly safe at second base.

INFIELD KEY POINTS

- 3 FIRST BASEMAN** See base runner touch first base. Cover first base.
- 4 SECOND BASEMAN** Cover second base.
- 5 THIRD BASEMAN** Remain in the area of third base. Be ready for possible deflection.
- 6 SHORTSTOP** Move into position to be the cutoff man to second base. Assume the base runner will attempt to go to second.

OUTFIELD KEY POINTS

- 7 LEFT FIELDER** Field the ball or back up centre fielder.
- 8 CENTRE FIELDER** Get to the ball quickly. Field it cleanly and make a flat one-hop throw all the way to second base.
- 9 RIGHT FIELDER** Once you read that the ball is on the left-field side, back up in the vicinity of second base, for a possible deflection.



No one on Base. Long single to Right-Centre Field.



BATTERY KEY POINTS

- 1 PITCHER** Move into back up position between the mound and second base.
- 2 CATCHER** Move into position to back up first baseman. Back up first baseman. Be ready for the middle infielders to throw behind the base runner at first, and also to get back to home once base runner is clearly safe at second base.

INFIELD KEY POINTS

- 3 FIRST BASEMAN** See base runner touch first base. Cover first base.
- 4 SECOND BASEMAN** Move into position to be the cutoff man to second base. Assume the base runner will attempt to go to second.
- 5 THIRD BASEMAN** Remain in the area of third base. Be ready for possible deflection.
- 6 SHORTSTOP** Cover second base.

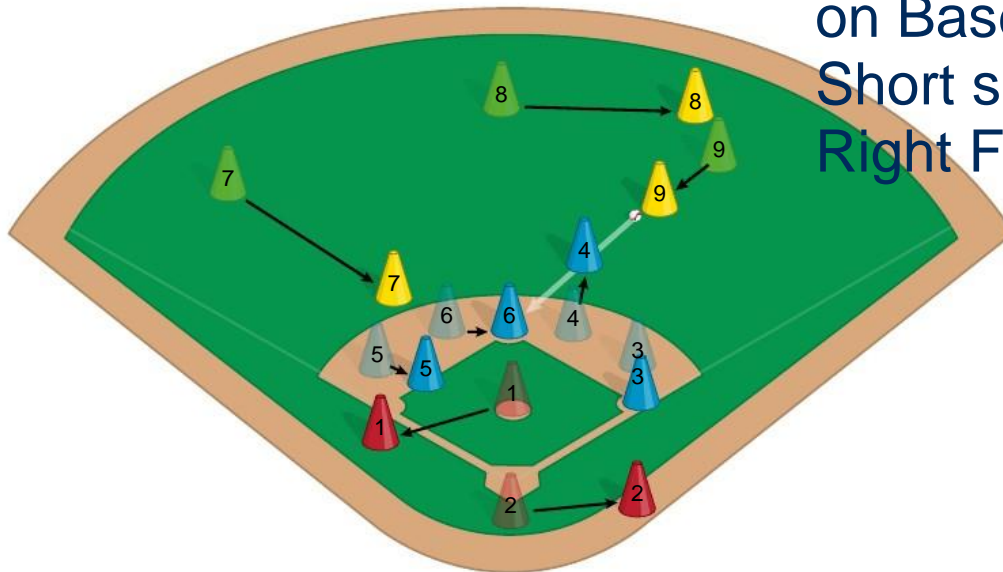
OUTFIELD KEY POINTS

- 7 LEFT FIELDER** Once you read that the ball is on the right-field side, back up in the vicinity of second base, for a possible deflection.
- 8 CENTRE FIELDER** Get to the ball quickly. Field it cleanly and make a flat one-hop throw all the way to second base.
- 9 RIGHT FIELDER** Field the ball or back up centre fielder.



No one

on Base.
Short single to
Right Field.



BATTERY KEY POINTS

- 1 PITCHER** Move into a position to back up the throw from the right fielder; be aware of a possible deflection.
- 2 CATCHER** Move into position to back up first baseman. Give yourself room to back up the first baseman if the right fielder throws behind the base runner at first base.

INFIELD KEY POINTS

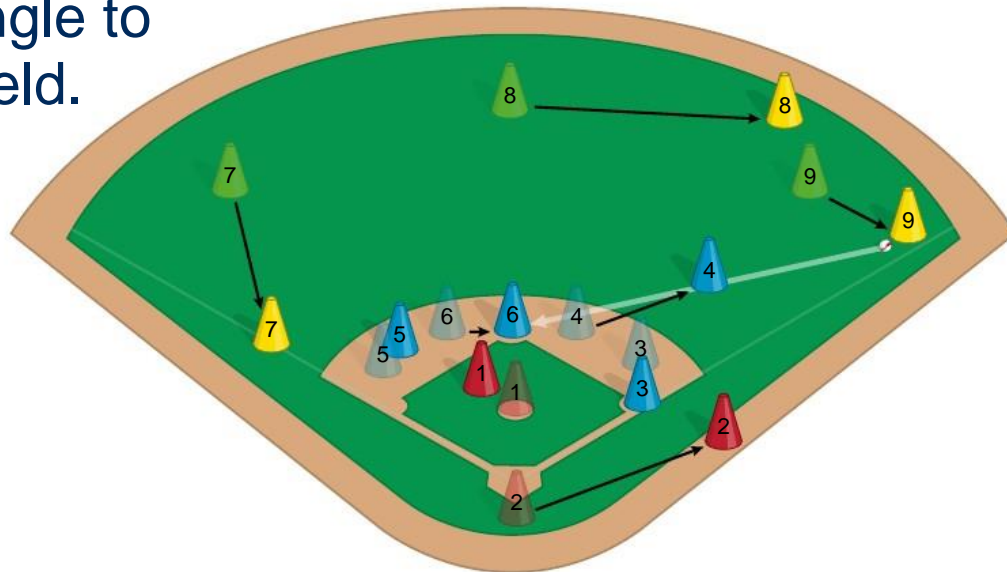
- 3 FIRST BASEMAN** See base runner touch first base. Cover first base.
- 4 SECOND BASEMAN** Move into position to be the cutoff man to second base. Assume the base runner will attempt to go to second base.
- 5 THIRD BASEMAN** Remain in the area of third base. Be ready to field a possible deflection and/or back up pitcher.
- 6 SHORTSTOP** Cover second base.

OUTFIELD KEY POINTS

- 7 LEFT FIELDER** Move into possible back up position toward third base in line with throw.
- 8 CENTRE FIELDER** Back up right fielder.
- 9 RIGHT FIELDER** Get to the ball quickly. Field it cleanly, read the way the play is evolving and either get the ball to the cutoff man or make a firm one-hop throw to second base.



No one on Base. Long single to Right Field.



BATTERY KEY POINTS

- 1 PITCHER** Move into a position on the to back up the throw from the right fielder; be aware of a possible deflection.
- 2 CATCHER** Move into position to back up first baseman. Give yourself room to back up the first baseman if the cutoff man throws behind the base runner at first base.

INFIELD KEY POINTS

- 3 FIRST BASEMAN** See base runner touch first base. Cover first base.
- 4 SECOND BASEMAN** Move into position to be the cutoff man to second base. Assume the base runner will attempt to go to second base.
- 5 THIRD BASEMAN** Remain in the area of third base. Be ready for possible deflection/back up pitcher.
- 6 SHORTSTOP** Cover second base.

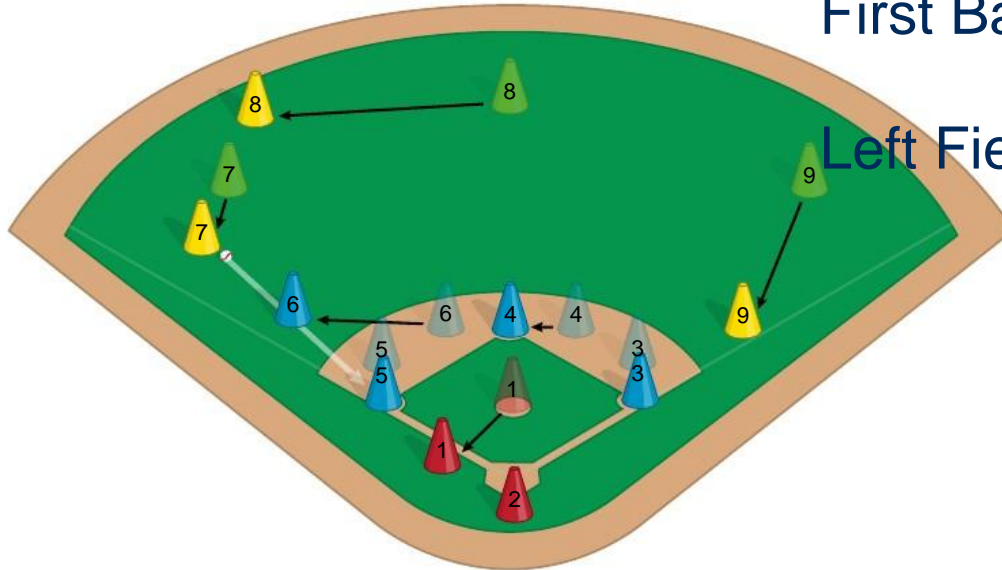
OUTFIELD KEY POINTS

- 7 LEFT FIELDER** Move into possible back up position toward third base in line with throw.
- 8 CENTRE FIELDER** Back up right fielder.
- 9 RIGHT FIELDER** Get to the ball quickly. Field it cleanly and make a flat one-hop throw all the way to second base.



Base runner on First Base.

Single to Left Field.



BATTERY KEY POINTS

- 1 PITCHER** Move into a position to back up the throw from the left fielder to third base. Anticipate errant throw.
- 2 CATCHER** Remain in the home plate area.

INFIELD KEY POINTS

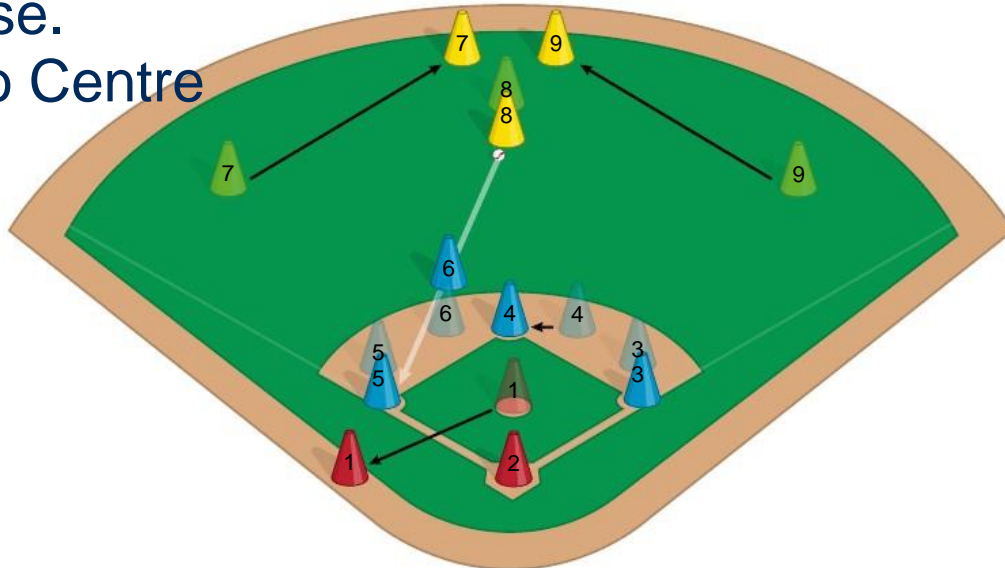
- 3 FIRST BASEMAN** See the base runner touch first base. Cover first in case of wide turn by batter base runner.
- 4 SECOND BASEMAN** Cover second base. Be prepared for a throw behind the base runner at second base from the left fielder or infielder.
- 5 THIRD BASEMAN** Covers third base.
- 6 SHORTSTOP** Move into a position to be the cutoff man to third base. Assume the first base runner will attempt to go to third.

OUTFIELD KEY POINTS

- 7 LEFT FIELDER** Get to the ball quickly. Field it cleanly and make a flat one-hop throw all the way to third base.
- 8 CENTRE FIELDER** Back up left fielder.
- 9 RIGHT FIELDER** Move into possible back up position toward second base.



Base runner on First Base. Single to Centre Field.



BATTERY KEY POINTS

- 1 PITCHER** Move into a position as deep as possible to back up the throw from the centre fielder to third base. Anticipate errant throw.
- 2 CATCHER** Remain in the home plate area.

INFIELD KEY POINTS

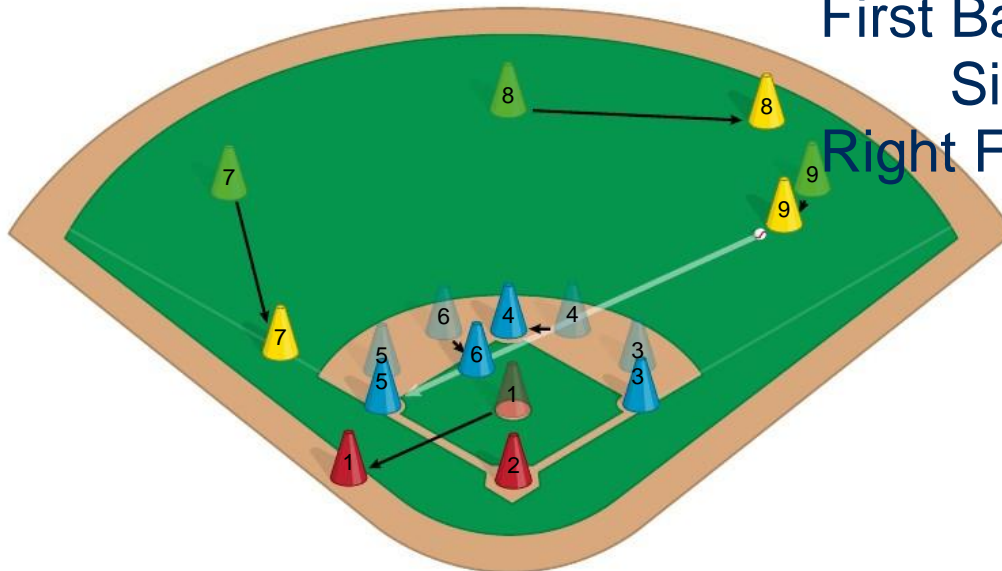
- 3 FIRST BASEMAN** See the base runner touch first base. Cover first in case of wide turn by batter base runner.
- 4 SECOND BASEMAN** Cover second base. Be prepared for a throw behind the base runner at second base from the centre fielder or infielder.
- 5 THIRD BASEMAN** Covers third base.
- 6 SHORTSTOP** Move into a position to be the cutoff man to third base. Assume the first base runner will attempt to go to third.

OUTFIELD KEY POINTS

- 7 LEFT FIELDER** Back up centre fielder and read the play.
- 8 CENTRE FIELDER** Get to the ball quickly. Field it cleanly and make a flat one-hop throw all the way to third base.
- 9 RIGHT FIELDER** Back up centre fielder and read the play.



Base runner on
First Base.
Single to
Right Field.



BATTERY KEY POINTS

- 1 PITCHER** Move into a position as deep as possible to back up the throw from the right fielder to third base. Anticipate errant throw.
- 2 CATCHER** Remain in the home plate area.

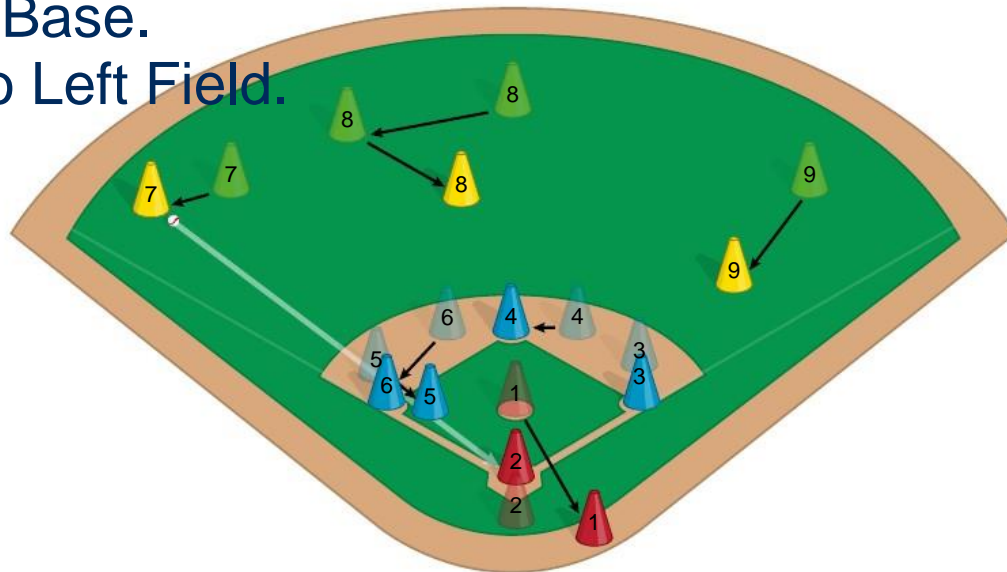
INFIELD KEY POINTS

- 3 FIRST BASEMAN** See the base runner touch first base. Cover first in case of wide turn by batter base runner.
- 4 SECOND BASEMAN** Cover second base.
- 5 THIRD BASEMAN** Covers third base.
- 6 SHORTSTOP** Move into a position to be the cutoff man to third base. Assume the first base runner will attempt to go to third.

OUTFIELD KEY POINTS

- 7 LEFT FIELDER** Move into possible back up position behind third base.
- 8 CENTRE FIELDER** Back up the right fielder.
- 9 RIGHT FIELDER** Get to the ball quickly. Field it cleanly and make a flat one-hop throw all the way to third base.

Base runner on Second Base. Single to Left Field.



BATTERY KEY POINTS

- 1 PITCHER** Move in to back up home plate through the first base side of home plate.
- 2 CATCHER** Cover home plate.

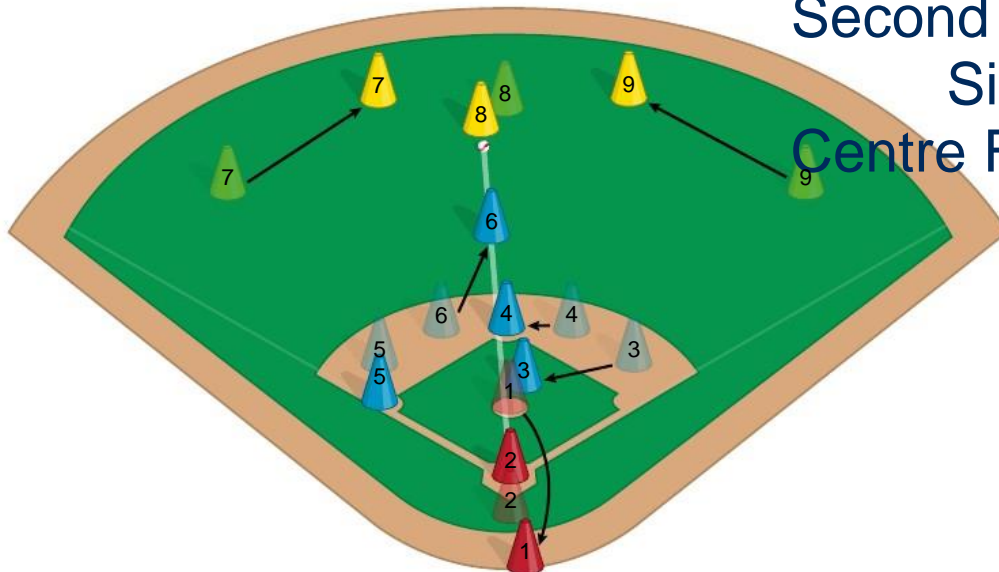
INFIELD KEY POINTS

- 3 FIRST BASEMAN** See the base runner touch first base. Cover first in case of wide turn by batter base runner.
- 4 SECOND BASEMAN** Cover second base. Be alert for a throw from the cutoff man or catcher.
- 5 THIRD BASEMAN** Move into a position to be the cutoff. See base runner touch third base.
- 6 SHORTSTOP** Cover third base. Be alert for a throw from the cutoff man or catcher.

OUTFIELD KEY POINTS

- 7 LEFT FIELDER** Get to the ball quickly. Field it cleanly and make a flat one-hop throw all the way to home. If there is no play on the lead base runner, throw the ball to second base to keep the double play in order and the batter/base runner out of scoring position.
- 8 CENTRE FIELDER** Back up the left fielder; once throw is made, move to back up possible throw to second base by catcher or cutoff man.
- 9 RIGHT FIELDER** Move into a possible back up position behind second base. Read the play and be ready to back up second or first. The catcher or cutoff man may make an attempt to throw the ball to second or first base.

Base runner on Second Base. Single to Centre Field.



BATTERY KEY POINTS

- 1 PITCHER** Move into a deep back up position behind home plate. Circle on the first base side of home.
- 2 CATCHER** Cover home plate.

INFIELD KEY POINTS

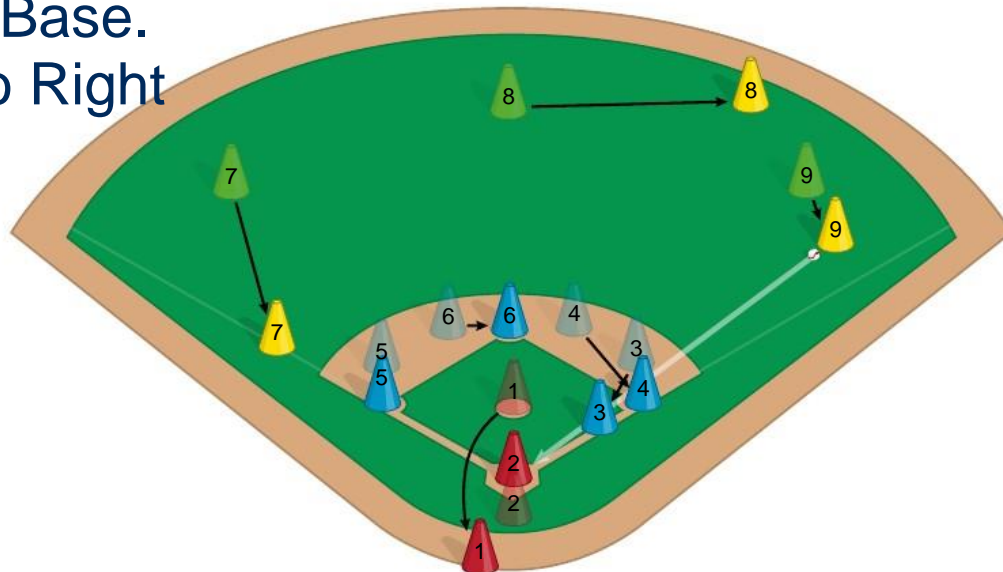
- 3 FIRST BASEMAN** Move into a position to be cut-off man to home plate.
- 4 SECOND BASEMAN** Cover first base. Be alert for a throw from the cutoff man or catcher.
- 5 THIRD BASEMAN** See the base runner touch third base. Cover third. Be prepared for a throw from cut-off or catcher.
- 6 SHORTSTOP** Back up centre fielder. Communicate with centre fielder where to throw.

OUTFIELD KEY POINTS

- 7 LEFT FIELDER** Back up centre fielder.
- 8 CENTRE FIELDER** Get to the ball quickly. Field it cleanly and make a flat one-hop throw all the way to home. If there is no play on the lead base runner, throw the ball to second base to keep the double play in order and the batter/base runner out of scoring position.
- 9 RIGHT FIELDER** Back up centre fielder. Communicate with centre fielder where to throw.



Base runner on Second Base. Single to Right Field.



BATTERY KEY POINTS

- 1 PITCHER** Move into a deep back up position behind home plate. Circle on the third base side of home plate.
- 2 CATCHER** Cover home plate.

INFIELD KEY POINTS

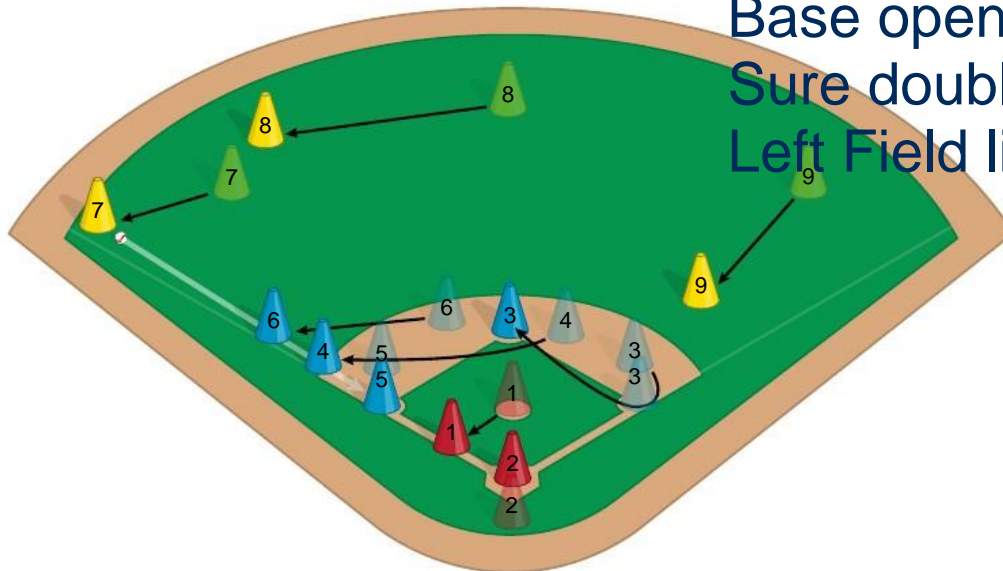
- 3 FIRST BASEMAN** Move into a position to be cut-off man to home plate.
- 4 SECOND BASEMAN** Cover first base. See base runner touch first base. Be alert for a throw from the cutoff man or catcher.
- 5 THIRD BASEMAN** See the base runner touch third base. Cover third. Be prepared for a throw.
- 6 SHORTSTOP** Cover second base. Be alert for a throw from the cutoff or catcher.

OUTFIELD KEY POINTS

- 7 LEFT FIELDER** Move into a possible back up position behind third base.
- 8 CENTRE FIELDER** Back up right fielder.
- 9 RIGHT FIELDER** Get to the ball quickly. Field it cleanly and make a flat one-hop throw all the way to home. If there is no play on the lead base runner, throw the ball to second base to keep the double play in order and the batter/base runner out of scoring position.



Base open.
Sure double down
Left Field line.



BATTERY KEY POINTS

- 1 PITCHER Back up third base.
- 2 CATCHER Cover home plate.

INFIELD KEY POINTS

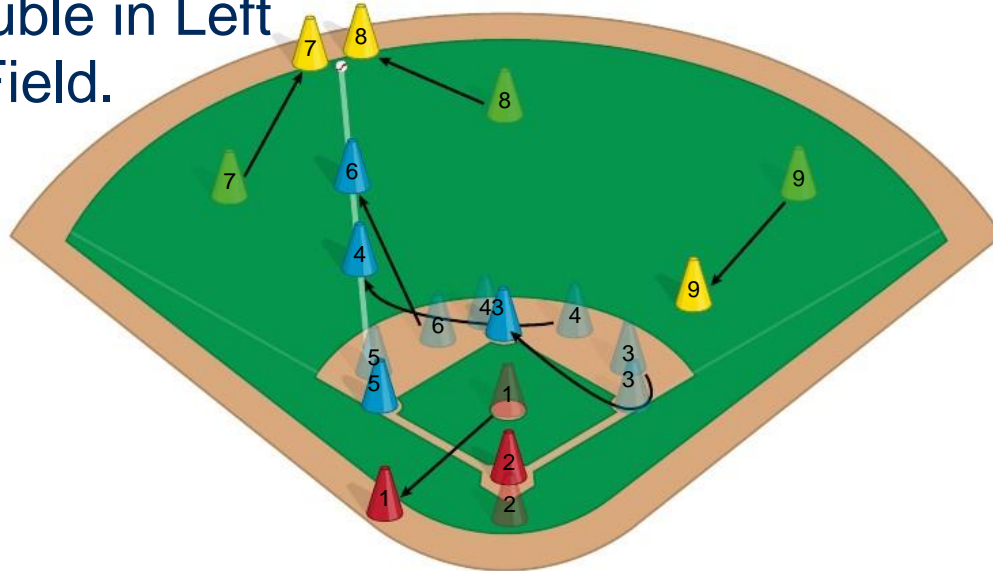
- 3 FIRST BASEMAN If possible break to inside of base, see base runner touch first base. Trail base runner to second base.
- 4 SECOND BASEMAN Hang at second base until ball clears outfielders. If sure double, trail 5-10m behind second base. Be ready to relay ball to third base if shortstop leaves ball to you.
- 5 THIRD BASEMAN Cover third base.
- 6 SHORTSTOP Move into relay position in line with third base. Judge throw and decide whether to relay yourself or leave to the trailing second base.

OUTFIELD KEY POINTS

- 7 LEFT FIELDER Get to ball quickly. Field it cleanly and give the shortstop a hard accurate chest high throw that the relay man can handle.
- 8 CENTRE FIELDER Back up left fielder. Communicate with left fielder where he should throw the ball.
- 9 RIGHT FIELDER Move into possible back up position behind second base.



First Base Open. Sure double in Left Centre Field.



BATTERY KEY POINTS

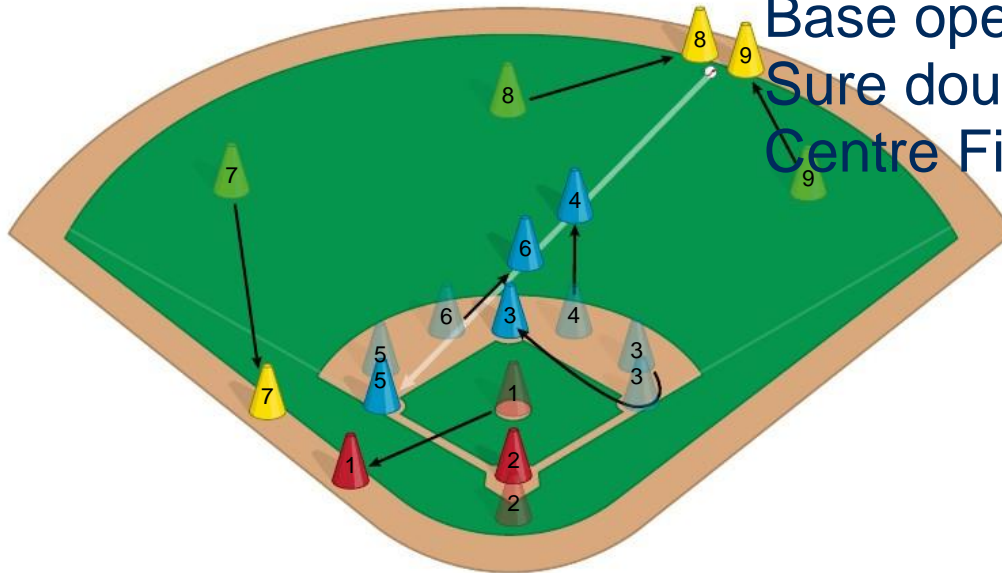
- 1 PITCHER Back up third base.
- 2 CATCHER Cover home plate.

INFIELD KEY POINTS

- 3 FIRST BASEMAN If possible break to inside of base, see base runner touch first base. Trail base runner to second base.
- 4 SECOND BASEMAN Hang at second base until ball clears outfielders, if sure double, trail 5-10m behind second base. Be ready to relay ball to third base if shortstop leaves ball to you.
- 5 THIRD BASEMAN Cover third base.
- 6 SHORTSTOP Move into relay position in line with third base. Judge throw and decide whether to relay yourself or leave to the trailing second base.

OUTFIELD KEY POINTS

- 7 LEFT & CENTRE FIELDERS The left fielder and centre fielder must communicate with each other during the play. The first outfielder to the ball makes the play. The other will back up. Get to the ball quickly. Field it cleanly and give the relay man a firm accurate chest high throw.
- 9 RIGHT FIELDER Move into possible back up position toward first base.



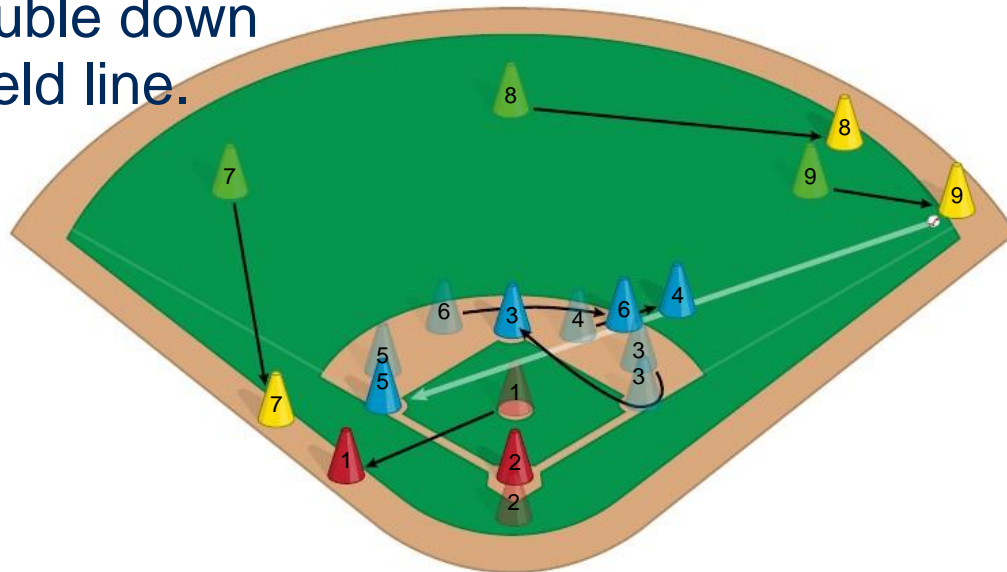
INFIELD KEY POINTS

- | | |
|-----------|---------------------|
| 1 PITCHER | Back up third base. |
| 2 CATCHER | Cover home plate. |

- | | | |
|---|----------------|--|
| 3 | FIRST BASEMAN | If possible break to inside of base, see base runner touch first base. Trail base runner to second base. |
| 4 | SECOND BASEMAN | Move into relay position in line with third base. Judge throw and decide whether to relay yourself or leave to the trailing shortstop. |
| 5 | THIRD BASEMAN | Cover third base. |
| 6 | SHORTSTOP | Hang at second base until ball clears outfielders, if sure double, trail 5-10m behind second base. Be ready to relay ball to third base if second base leaves ball to you. |

- | | | |
|---|------------------------------------|--|
| 7 | LEFT FIELDER | Move into possible back up position toward third base. |
| 8 | CENTRE & RIGHT FIELDERS | The centre fielder and right fielder must communicate with each other during the play. The first outfielder to the ball makes the play. The other will back up. Get to the ball quickly. Field it cleanly and give the relay man a firm accurate chest high throw. |
| 9 | | |

First Base open.
Sure double down
Right Field line.



BATTERY KEY POINTS

- 1 PITCHER Back up third base.
- 2 CATCHER Cover home plate.

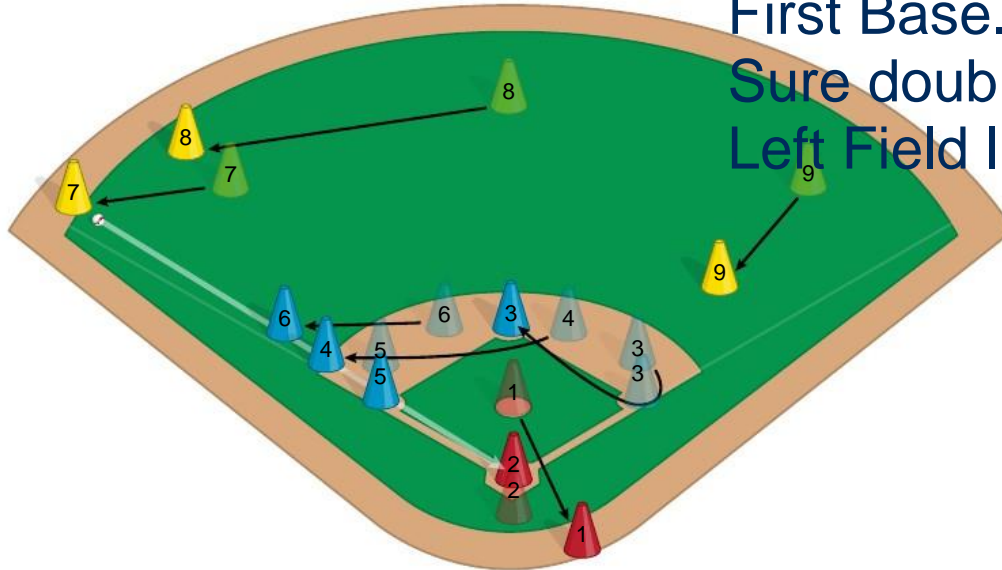
INFIELD KEY POINTS

- 3 FIRST BASEMAN If possible break to inside of base, see base runner touch first base. Trail base runner to second base.
- 4 SECOND BASEMAN Move into relay position in line with third base. Judge throw and decide whether to relay yourself or leave to the trailing shortstop.
- 5 THIRD BASEMAN Cover third base.
- 6 SHORTSTOP Hang at second base until ball clears outfielders, if sure double, trail 5-10m behind second base. Be ready to relay ball to third base if second base leaves ball to you.

OUTFIELD KEY POINTS

- 7 LEFT FIELDER Move into possible back up position toward third base.
- 8 CENTRE FIELDER Back up right fielder.
- 9 RIGHT FIELDER Get to ball quickly. Field it cleanly and give relay man a firm accurate chest high throw.

Base runner on
First Base.
Sure double down
Left Field line.



BATTERY KEY POINTS

- 1 PITCHER Back up home plate.
- 2 CATCHER Cover home plate.

INFIELD KEY POINTS

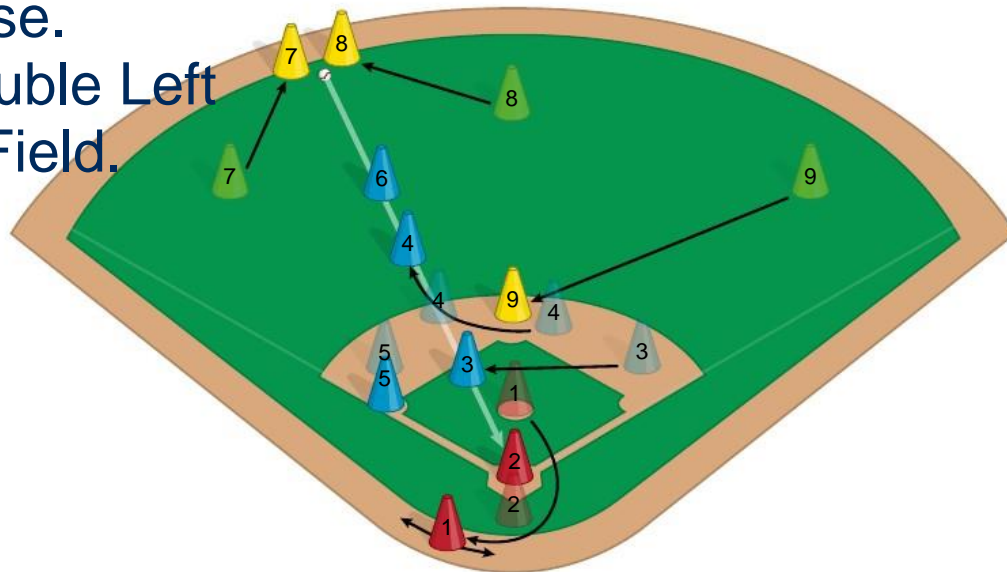
- 3 FIRST BASEMAN See base runner touch first base. Trail base runner to second base.
- 4 SECOND BASEMAN Hang at second base until ball clears outfielders, if sure double, trail shortstop, observing base runners' progress and as outfielder throws ball, tell shortstop where to throw.
- 5 THIRD BASEMAN Cover third base.
- 6 SHORTSTOP Move into a relay position to home plate in left field. Stay in fair territory and listen for call from second base.

OUTFIELD KEY POINTS

- 7 LEFT FIELDER Get to ball quickly. Field it cleanly and give the relay man a firm accurate chest high throw, keeping the ball in fair territory so a subsequent throw can avoid the base runner heading home.
- 8 CENTRE FIELDER Back up left fielder.
- 9 RIGHT FIELDER Back up second base.



Base runner on First Base. Sure double Left Centre Field.



BATTERY KEY POINTS

- 1 PITCHER** Move into back up position behind home plate. Circle on first base side of home plate. Be prepared to back up third base if the play changes direction.
- 2 CATCHER** Cover home plate.

INFIELD KEY POINTS

- 3 FIRST BASEMAN** See base runner touch first base. Move into cutoff position to home plate.
- 4 SECOND BASEMAN** Hang at second base until ball clears outfielders, if sure double, trail shortstop, observe base runners' progress and as outfielder throws ball, tell shortstop where to throw.
- 5 THIRD BASEMAN** Cover third base.
- 6 SHORTSTOP** Move into a relay position to home plate and listen for call from second base.

OUTFIELD KEY POINTS

- 7 LEFT & CENTRE FIELDERS** The left fielder and centre fielder must communicate with each other during the play. The first outfielder to the ball makes the play. The other will back up. Get to the ball quickly. Field it cleanly and give the relay man a firm accurate chest high throw.
- 9 RIGHT FIELDER** Cover second base.

First Base
Sure don
Centre F

INFIELD KEY POINTS

3 FIRST BASEMAN

See base runner touch first base. Move into cutoff position to home plate.

SECOND BASEMAN

- Move into a relay position to home plate and listen for call from shortstop.

5 THIRD BASEMAN

Cover third base.

SHORTSTOP

Hang at second base until ball clears outfielders, if sure double, trail second baseman, observing base runners' progress and as outfielder throws ball, tell second baseman where to throw.

7 LEFT FIELDER

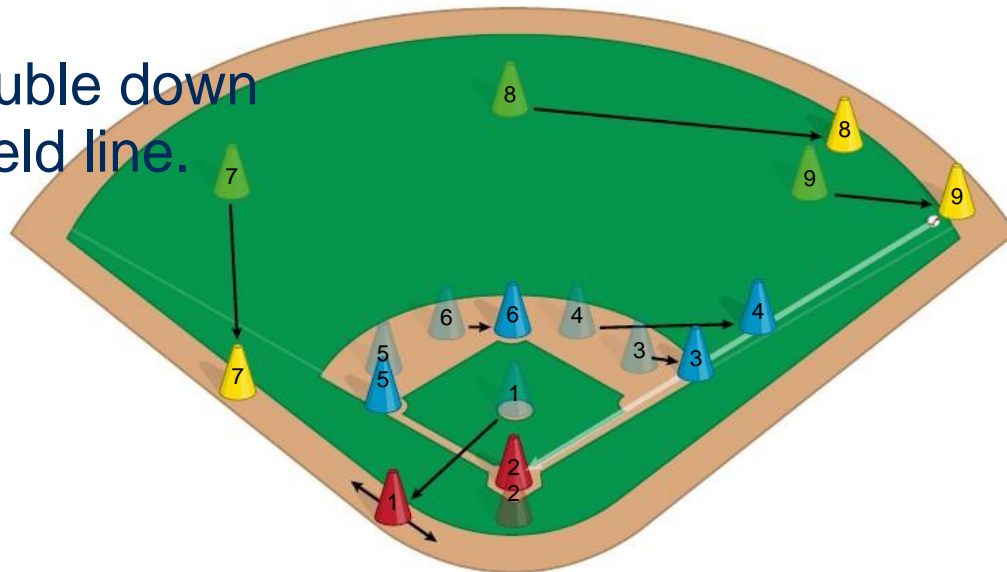
8 CENTRE & RIGHT FIELDERS

The centre fielder and right fielder must communicate with each other during the play. The first outfielder to the ball makes the play. The other will back up. Get to the ball quickly. Field it cleanly and give the relay man a firm accurate chest high throw.



Base runner on First Base.

Sure double down Right Field line.



BATTERY KEY POINTS

- 1 PITCHER** Move into position half way between third and home. Read the play and back up where play develops.
- 2 CATCHER** Cover home plate.

INFIELD KEY POINTS

- 3 FIRST BASEMAN** Trail second base, observing base runners' progress and as outfielder throws ball, tell second base where to throw.
- 4 SECOND BASEMAN** Move into a relay position to home plate and listen for call from first baseman. Be prepared to redirect throw to third base if there is no play at home.
- 5 THIRD BASEMAN** Cover third base. Be prepared for the play to be redirected from second baseman or catcher to third base.
- 6 SHORTSTOP** Cover second base. Read the play and move into relay position to third base.

OUTFIELD KEY POINTS

- 7 LEFT FIELDER** Move into possible back up position toward third base.
- 8 CENTRE FIELDER** Back up right fielder.
- 9 RIGHT FIELDER** Get to ball quickly. Field it cleanly and give relay man a firm accurate chest high throw.